
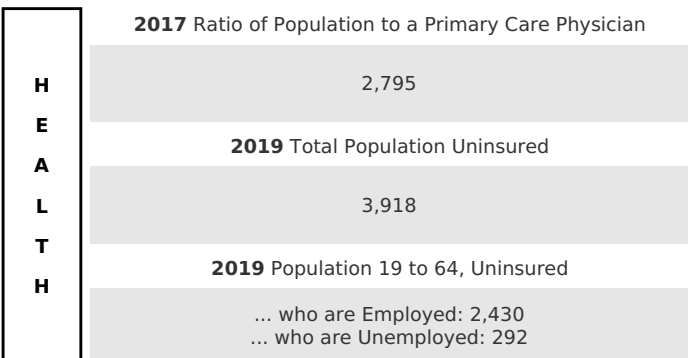
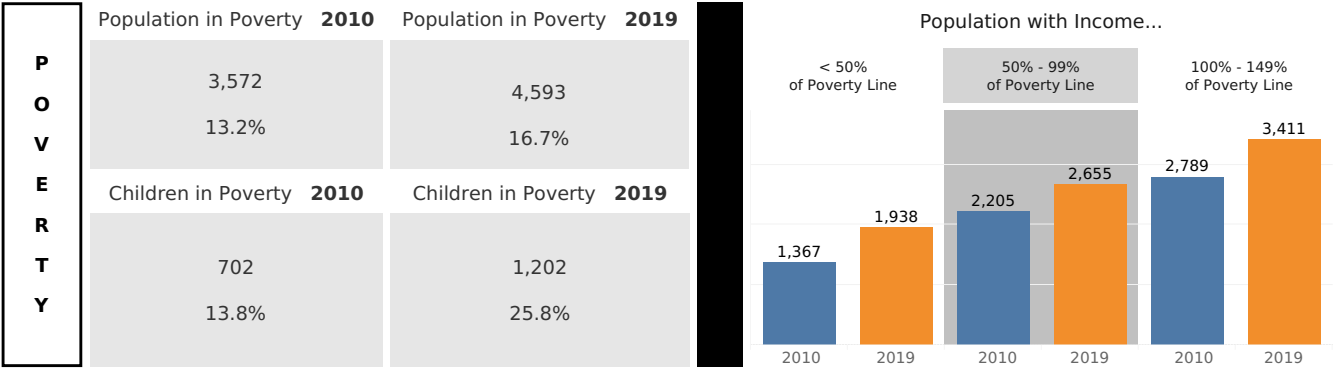
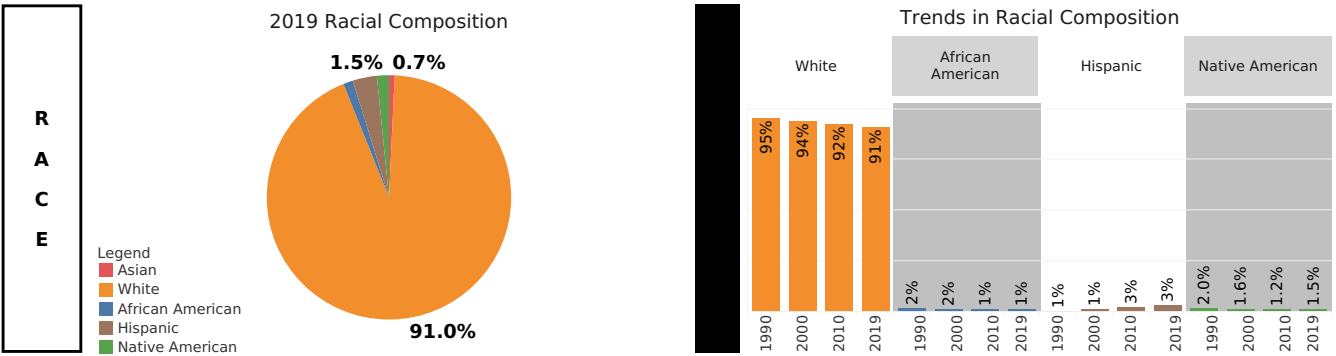
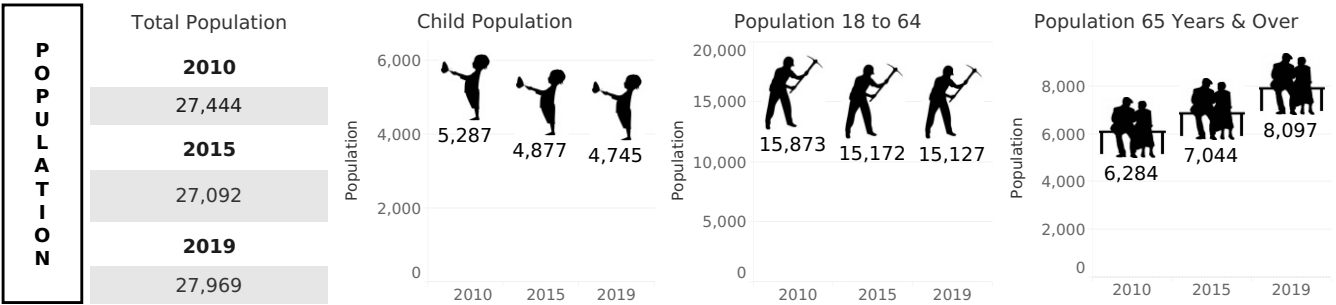


# Cherokee County at a Glance

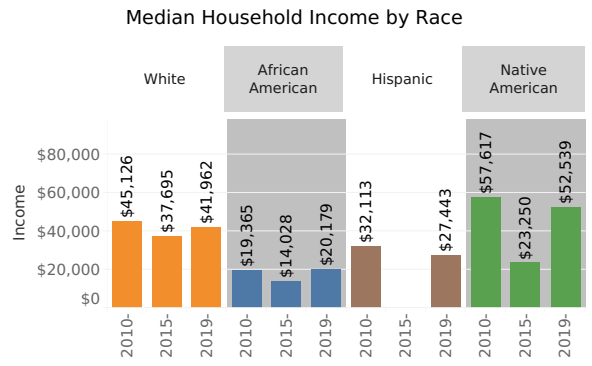
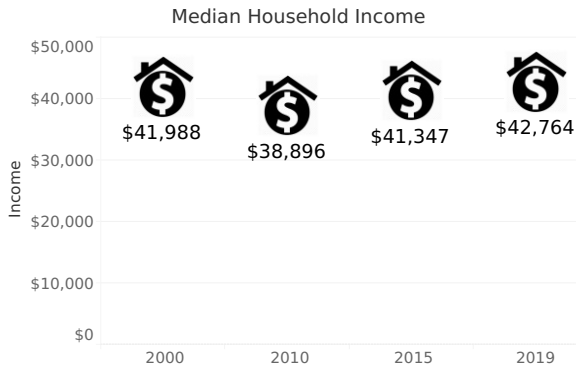
Select a County from the drop-down  
Cherokee County

Cherokee County is one of North Carolina's **80 Rural Counties**. The Rural Center classifies counties into 3 categories using population and land area data from the United States Census Bureau.

Per the Center's classification, a county is defined as "**Rural**" if it has a population density of **250 people per square mile or less**, "**Regional city or suburban**" if it has a population density of between **250 and 750 people per square mile** and "**Urban**" if it has a population density **exceeding 750 people per square mile**.

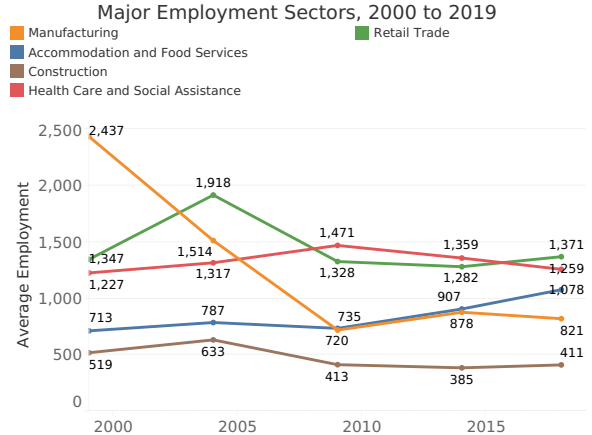


**I  
N  
C  
O  
M  
E**



**E  
M  
P  
L  
O  
Y  
M  
E  
N  
T**

Average Employment		Total Wages	
<b>2010</b>	6,095	<b>2010</b>	\$200,345,861
<b>2015</b>	6,356	<b>2015</b>	\$202,641,899
<b>2019</b>	6,481	<b>2019</b>	\$212,604,502
<b>2010 - 2019</b>		<b>2010 - 2019</b>	
<b>6.3% Growth</b>		<b>6.1% Growth</b>	



## S M A L L B U S I N E S S E C O N O M Y

Very small businesses - businesses with less than 10 employees - make up **76%** of total business establishments in **Cherokee County**, according to 2018 Census Bureau data.

	2005	2010	2015	2018
Number of establishments with less than 10 employees	535	480	458	438
Loans originated to small businesses with less than \$1 million in annual revenue	\$26,654,760	\$10,612,920	\$4,344,840	\$3,754,620

## A G R I C U L T U R E

	2002	2007	2012	2017
Total Farm Land (In Acres)	22,141	20,423	21,453	26,236
Number of Farms	262	288	255	277
Average Farm Size (Acres)	85	71	84	95
Value of Agricultural Products Sold	\$15,851,550			\$21,638,400

Data Sources: U. S Census Bureau - 2000 Census Summary Files, ACS 5 -Year Estimates, County Business Patterns || Robert Wood Johnson Foundation, from Area Health Resource File/American Medical Association || NC Department of Commerce Quarterly Census Employment & Wages || US Department of Agriculture, National Agricultural Statistics Service || Federal Financial Institutions Examinations Council, CRA Aggregate Report \*\*All dollar amounts have been adjusted to their 2020 equivalent value.