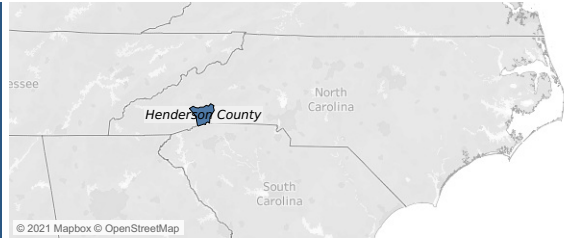


Henderson County at a Glance

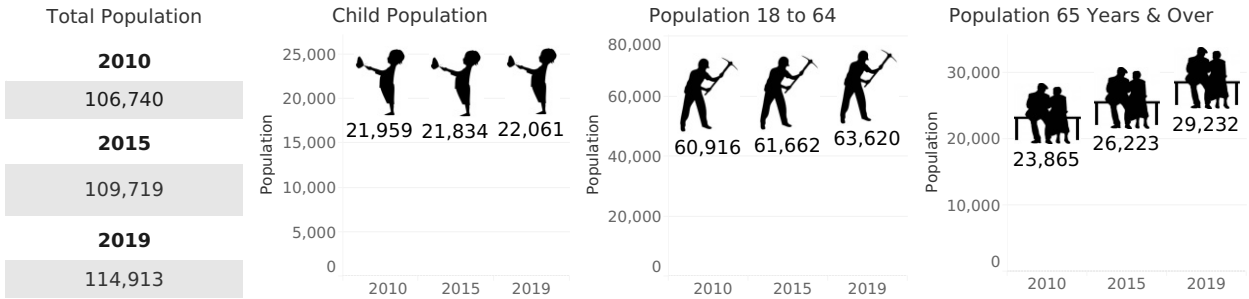
Select a County from the drop-down
Henderson County

Henderson County is one of North Carolina's **14 Regional City or Suburban Counties**. The Rural Center classifies counties into 3 categories using population and land area data from the United States Census Bureau.

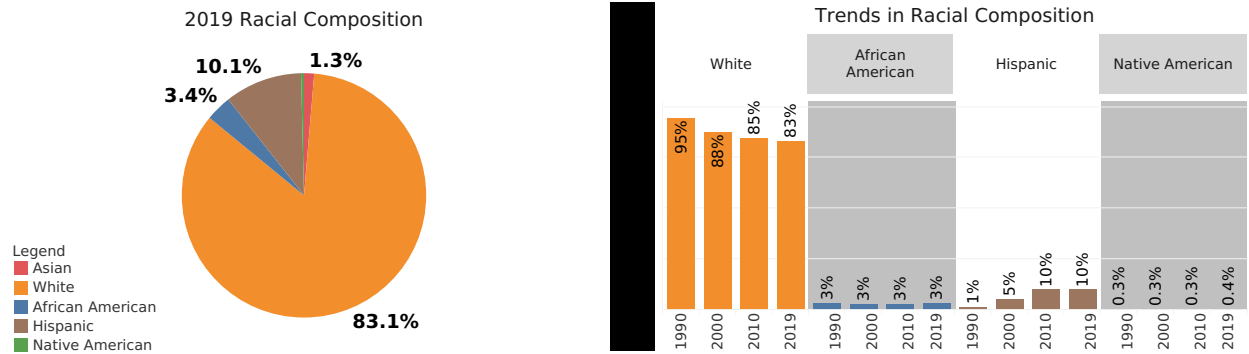
Per the Center's classification, a county is defined as **"Rural"** if it has a population density of **250 people per square mile or less**, **"Regional city or suburban"** if it has a population density of between **250 and 750 people per square mile** and **"Urban"** if it has a population density **exceeding 750 people per square mile**.



P O P U L A T I O N

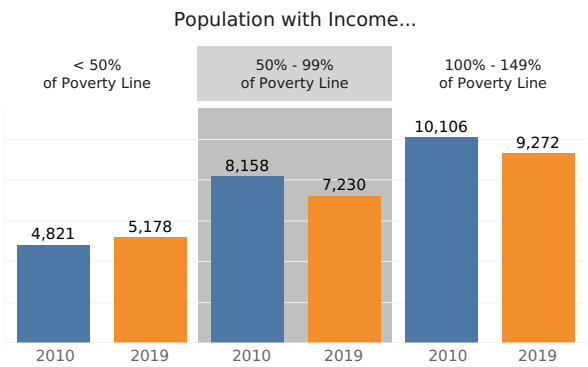


R A C E



P O V E R T Y

Population in Poverty	2010	Population in Poverty	2019
	12,979		12,408
	12.7%		10.9%
Children in Poverty	2010	Children in Poverty	2019
	4,097		3,850
	20.2%		17.7%



H E A L T H

2017 Ratio of Population to a Primary Care Physician

1,108

2019 Total Population Uninsured

13,229

2019 Population 19 to 64, Uninsured

... who are Employed: 8,369
... who are Unemployed: 641

E D U C A T I O N

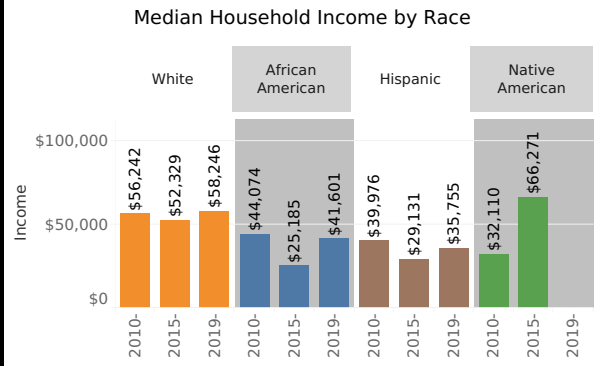
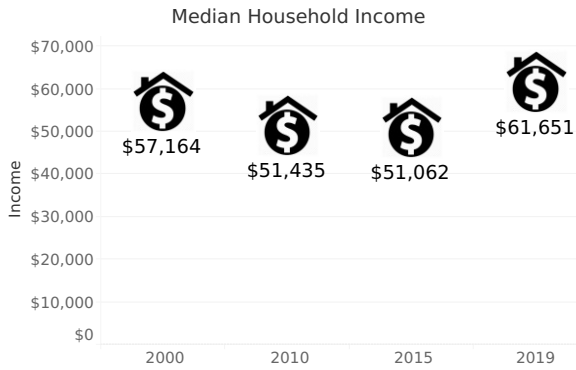
% Population with Post Secondary Education

2010: 59.8%

2015: 61.7%

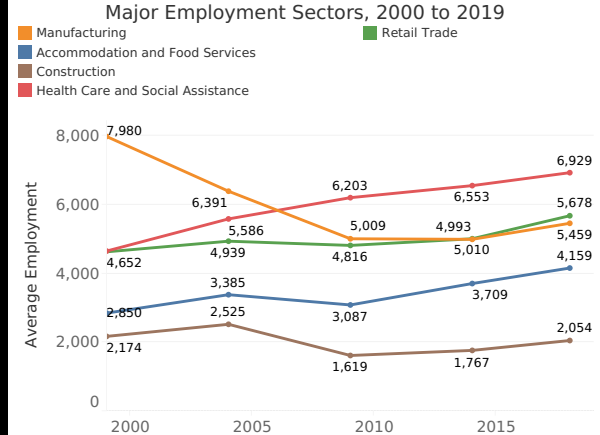
2019: 65.8%

**I
N
C
O
M
E**



**E
M
P
L
O
Y
M
E
N
T**

Average Employment	Total Wages
2010 28,023	2010 \$1,093,145,345
2015 30,013	2015 \$1,161,944,443
2019 34,277	2019 \$1,368,146,769
2010 - 2019 22.3% Growth	2010 - 2019 25.2% Growth



S M A L L B U S I N E S S E C O N O M Y

Very small businesses - businesses with less than 10 employees - make up **75%** of total business establishments in **Henderson County**, according to 2018 Census Bureau data.

	2005	2010	2015	2018
Number of establishments with less than 10 employees	1,924	1,978	1,966	2,094
Loans originated to small businesses with less than \$1 million in annual revenue	\$98,681,880	\$40,287,560	\$40,268,880	\$29,552,460

A G R I C U L T U R E

	2002	2007	2012	2017
Total Farm Land (In Acres)	48,619	37,947	35,752	41,099
Number of Farms	525	557	468	455
Average Farm Size (Acres)	93	68	76	90
Value of Agricultural Products Sold	\$86,895,380	\$76,659,750	\$69,261,920	\$70,603,050

Data Sources: U. S Census Bureau - 2000 Census Summary Files, ACS 5 -Year Estimates, County Business Patterns || Robert Wood Johnson Foundation, from Area Health Resource File/American Medical Association || NC Department of Commerce Quarterly Census Employment & Wages || US Department of Agriculture, National Agricultural Statistics Service || Federal Financial Institutions Examinations Council, CRA Aggregate Report **All dollar amounts have been adjusted to their 2020 equivalent value.