

Jackson County at a Glance

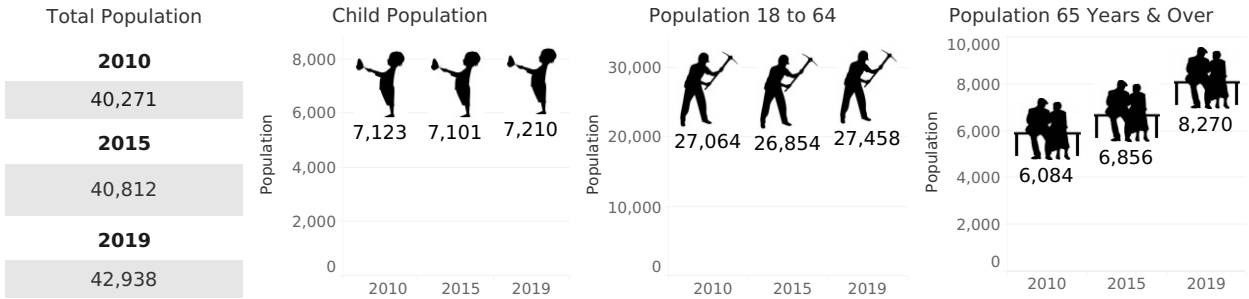
Select a County from the drop-down
Jackson County

Jackson County is one of North Carolina's **80 Rural Counties**. The Rural Center classifies counties into 3 categories using population and land area data from the United States Census Bureau.

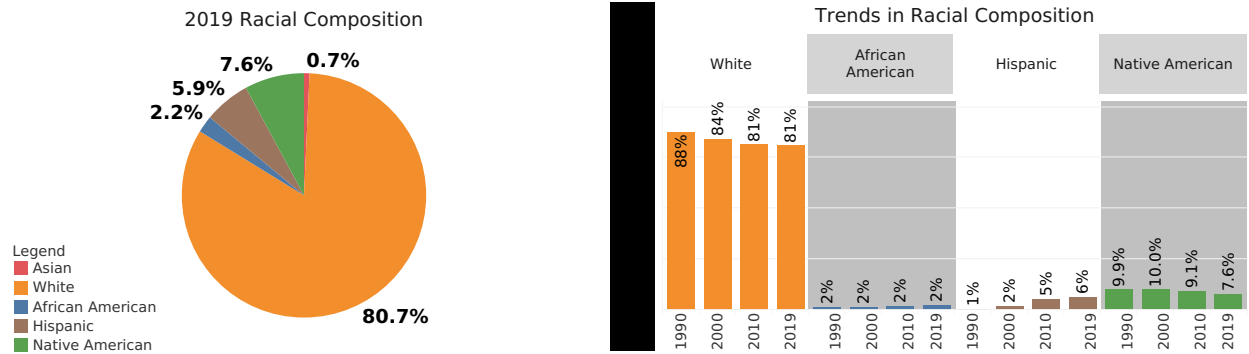
Per the Center's classification, a county is defined as "**Rural**" if it has a population density of **250 people per square mile or less**, "**Regional city or suburban**" if it has a population density of **between 250 and 750 people per square mile** and "**Urban**" if it has a population density **exceeding 750 people per square mile**.



P O P U L A T I O N

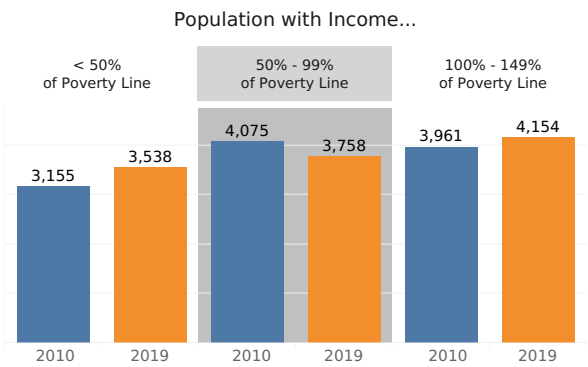


R A C E



P O V E R T Y

Population in Poverty	2010	Population in Poverty	2019
	7,230		7,296
	20.4%		18.7%
Children in Poverty	2010	Children in Poverty	2019
	1,328		1,748
	20.3%		24.9%



H E A L T H

2017 Ratio of Population to a Primary Care Physician

1,081

2019 Total Population Uninsured

5,587

2019 Population 19 to 64, Uninsured

... who are Employed: 3,148
... who are Unemployed: 349

E D U C A T I O N

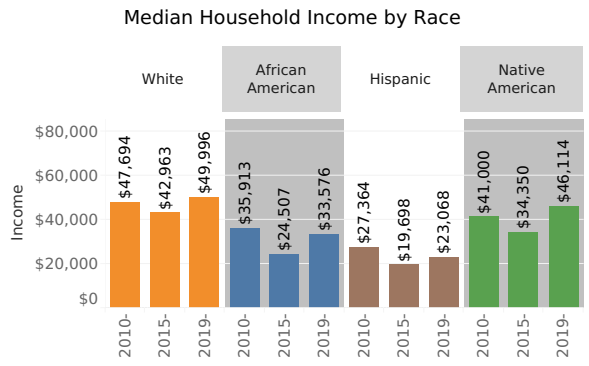
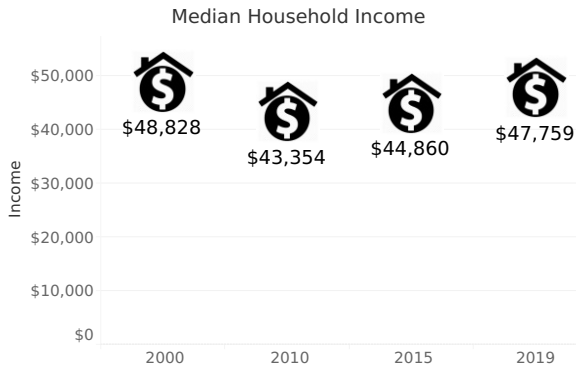
% Population with Post Secondary Education

2010: 54.1%

2015: 60.6%

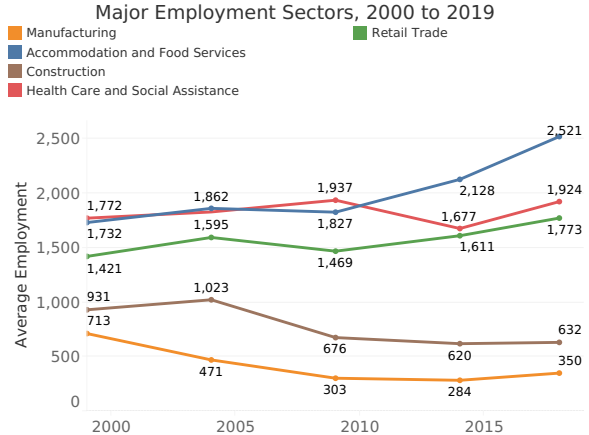
2019: 62.5%

**I
N
C
O
M
E**



**E
M
P
L
O
Y
M
E
N
T**

Average Employment	Total Wages
2010 8,556	2010 \$285,915,623
2015 8,837	2015 \$288,927,768
2019 9,861	2019 \$335,992,382
2010 - 2019 15.3% Growth	2010 - 2019 17.5% Growth



S M A L L B U S I N E S S E C O N O M Y

Very small businesses - businesses with less than 10 employees - make up **77%** of total business establishments in **Jackson County**, according to 2018 Census Bureau data.

	2005	2010	2015	2018
Number of establishments with less than 10 employees	793	761	749	761
Loans originated to small businesses with less than \$1 million in annual revenue	\$38,306,400	\$16,675,760	\$8,918,640	\$10,444,800

A G R I C U L T U R E

	2002	2007	2012	2017
Total Farm Land (In Acres)	16,399	13,338	16,201	15,729
Number of Farms	248	229	245	215
Average Farm Size (Acres)	66	58	66	73
Value of Agricultural Products Sold	\$11,658,790		\$9,192,960	\$12,218,850

Data Sources: U. S. Census Bureau - 2000 Census Summary Files, ACS 5 - Year Estimates, County Business Patterns || Robert Wood Johnson Foundation, from Area Health Resource File/American Medical Association || NC Department of Commerce Quarterly Census Employment & Wages || US Department of Agriculture, National Agricultural Statistics Service || Federal Financial Institutions Examinations Council, CRA Aggregate Report **All dollar amounts have been adjusted to their 2020 equivalent value.