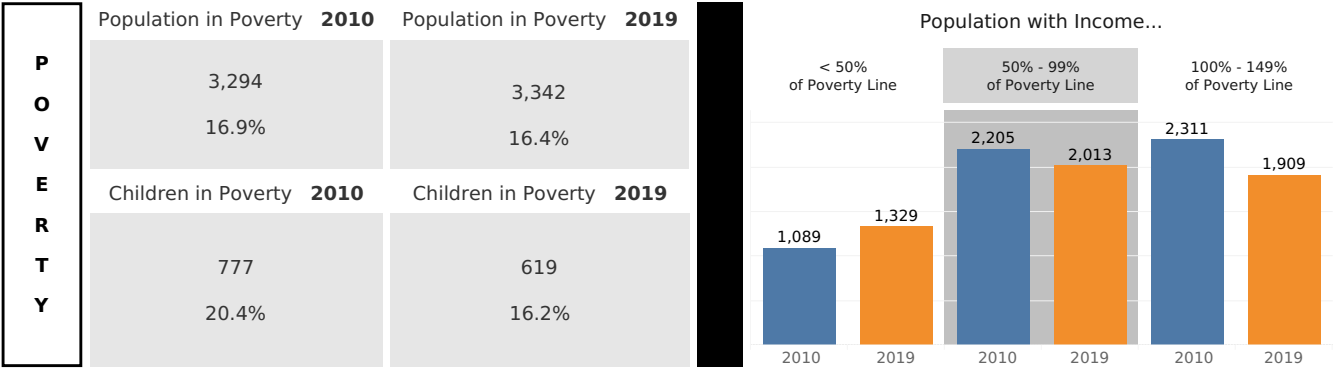
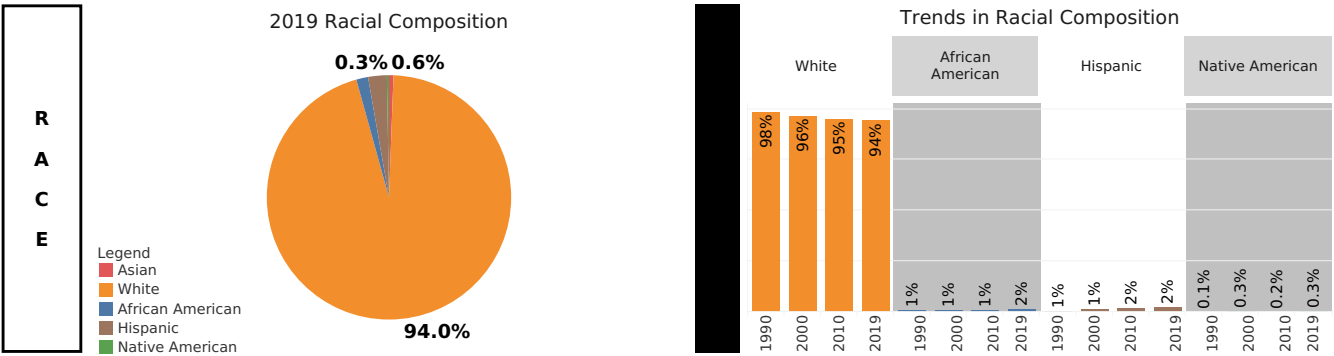
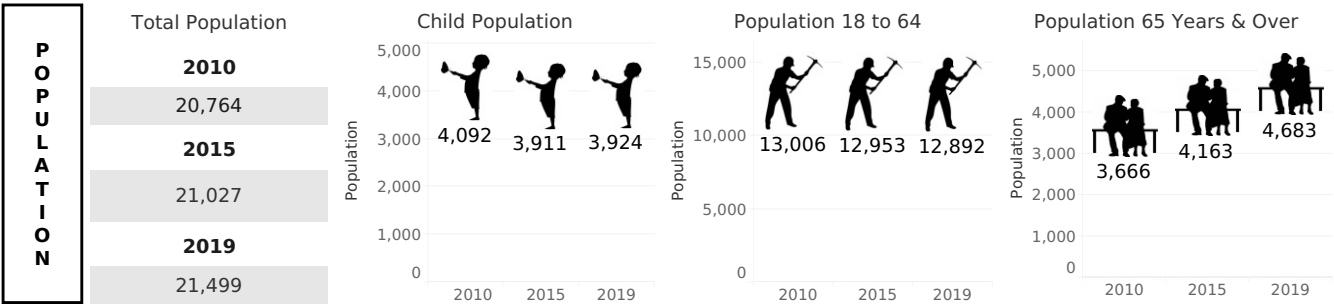
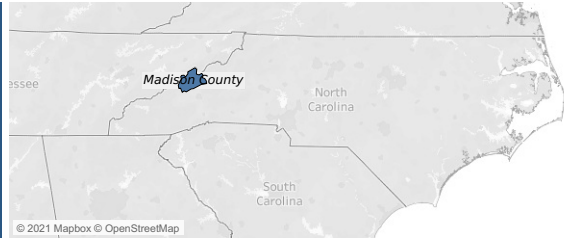


Madison County at a Glance

Select a County from the drop-down
Madison County

Madison County is one of North Carolina's **80 Rural Counties**. The Rural Center classifies counties into 3 categories using population and land area data from the United States Census Bureau.

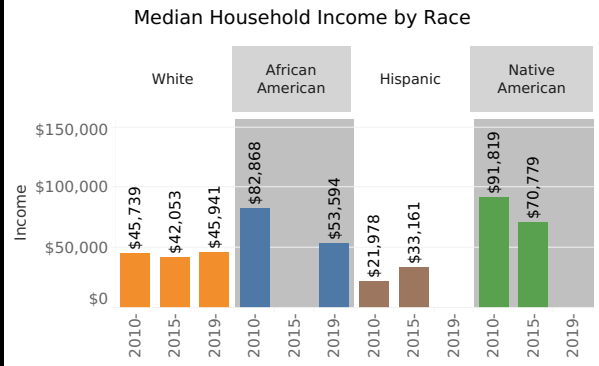
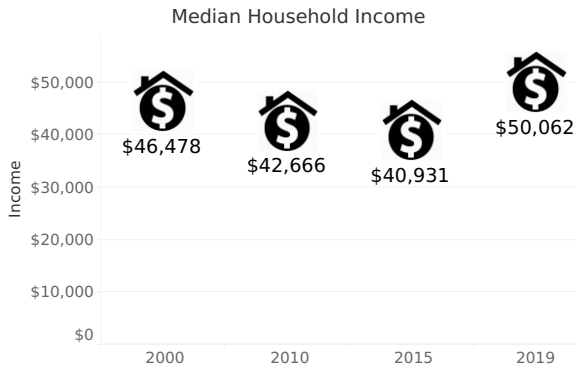
Per the Center's classification, a county is defined as "**Rural**" if it has a population density of **250 people per square mile or less**, "**Regional city or suburban**" if it has a population density of between **250 and 750 people per square mile** and "**Urban**" if it has a population density **exceeding 750 people per square mile**.



HEALTH	2017 Ratio of Population to a Primary Care Physician
	1,659
	2019 Total Population Uninsured
	1,982
2019 Population 19 to 64, Uninsured	
... who are Employed: 1,107	
... who are Unemployed: 105	

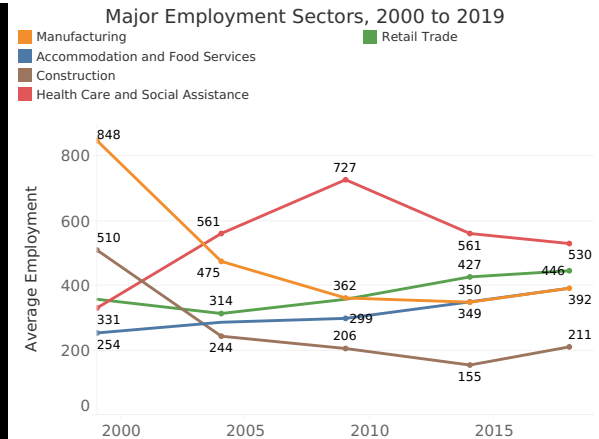
EDUCATION	% Population with Post Secondary Education
	2010: 43.2%
	2015: 49.7%
	2019: 55.7%

**I
N
C
O
M
E**



**E
M
P
L
O
Y
M
E
N
T**

Average Employment	Total Wages
2010 3,037	2010 \$93,235,077
2015 2,837	2015 \$95,322,566
2019 3,063	2019 \$106,200,283
2010 - 2019 0.9% Growth	2010 - 2019 13.9% Growth



S M A L L B U S I N E S S E C O N O M Y

Very small businesses - businesses with less than 10 employees - make up **84%** of total business establishments in **Madison County**, according to 2018 Census Bureau data.

	2005	2010	2015	2018
Number of establishments with less than 10 employees	298	272	262	919
Loans originated to small businesses with less than \$1 million in annual revenue	\$10,062,360	\$2,878,020	\$6,382,800	\$2,042,040

A G R I C U L T U R E

	2002	2007	2012	2017
Total Farm Land (In Acres)	84,053	66,734	56,282	56,761
Number of Farms	973	801	719	639
Average Farm Size (Acres)	86	83	78	89
Value of Agricultural Products Sold	\$14,873,430	\$9,666,570	\$6,330,240	\$5,223,750

Data Sources: U. S. Census Bureau - 2000 Census Summary Files, ACS 5 - Year Estimates, County Business Patterns || Robert Wood Johnson Foundation, from Area Health Resource File/American Medical Association || NC Department of Commerce Quarterly Census Employment & Wages || US Department of Agriculture, National Agricultural Statistics Service || Federal Financial Institutions Examinations Council, CRA Aggregate Report **All dollar amounts have been adjusted to their 2020 equivalent value.