

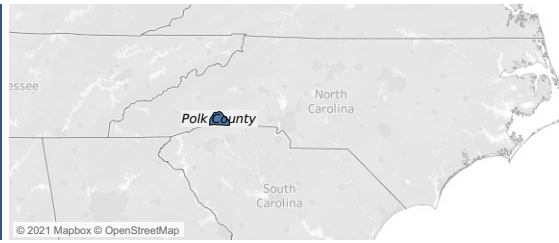
Polk County at a Glance

Select a County from the drop-down

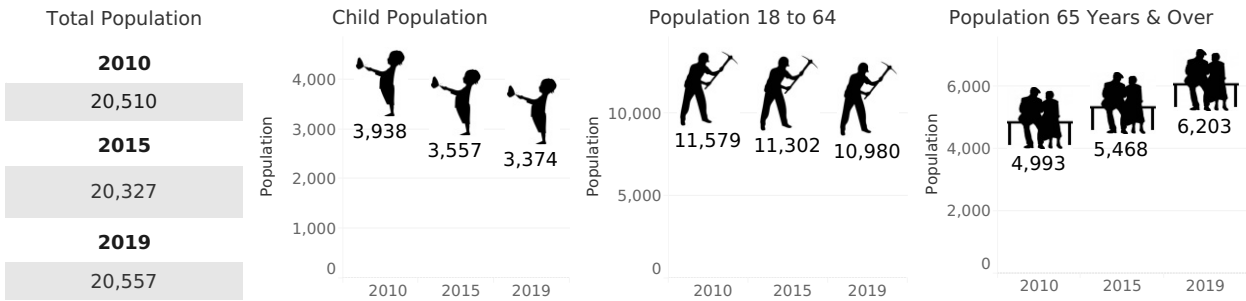
Polk County

Polk County is one of North Carolina's **80 Rural Counties**. The Rural Center classifies counties into 3 categories using population and land area data from the United States Census Bureau.

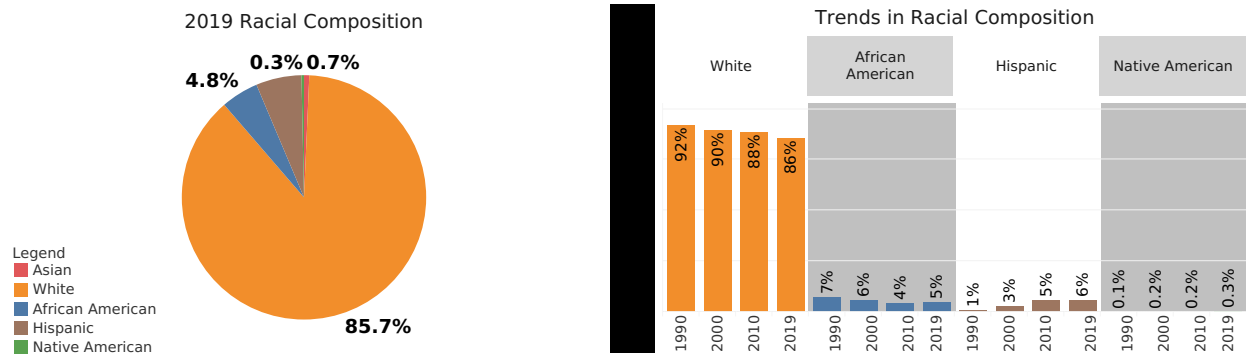
Per the Center's classification, a county is defined as "**Rural**" if it has a population density of **250 people per square mile or less**, "**Regional city or suburban**" if it has a population density of between **250 and 750 people per square mile** and "**Urban**" if it has a population density **exceeding 750 people per square mile**.



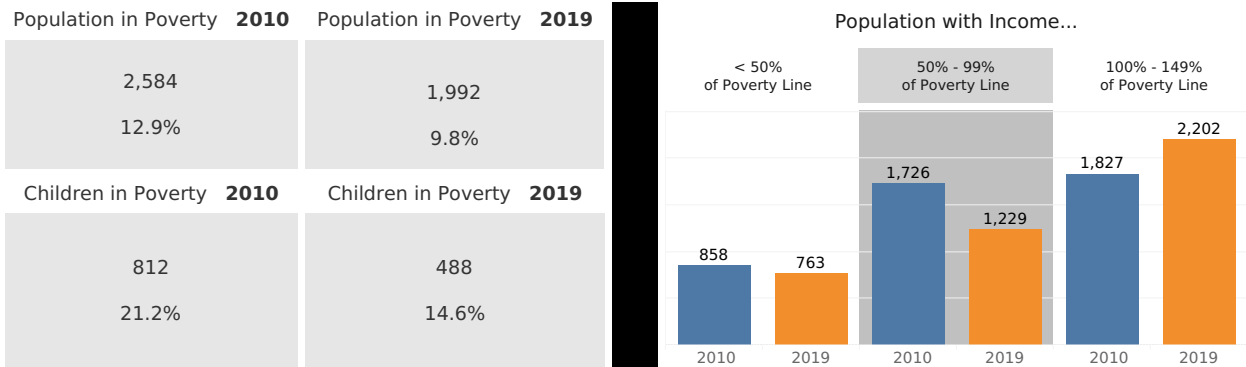
POPULATION



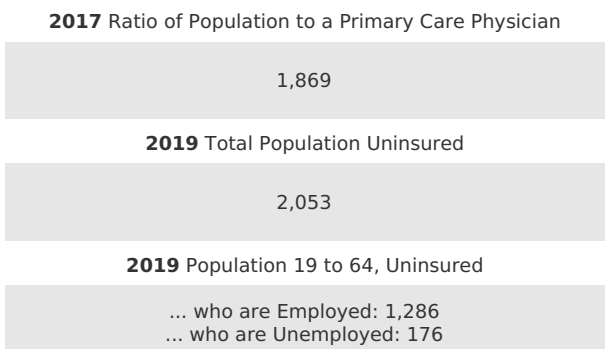
RACE



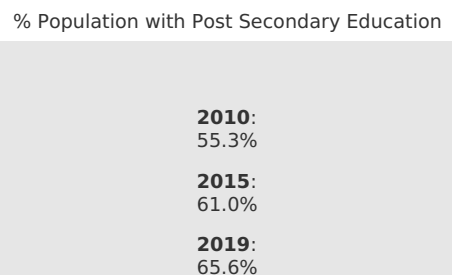
POVERTY



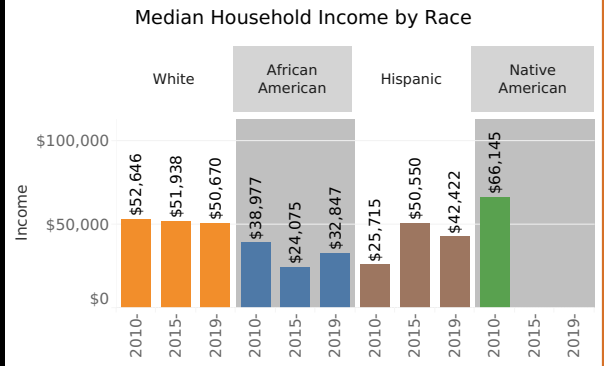
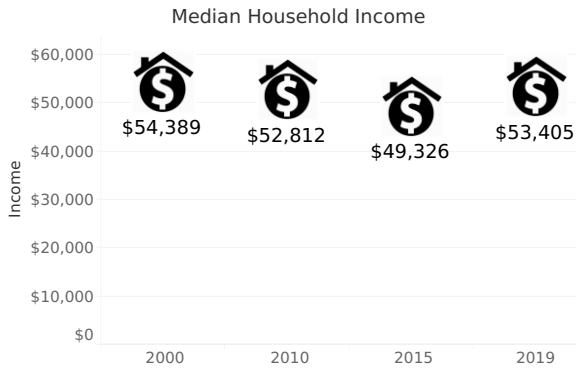
HEALTH



EDUCATION

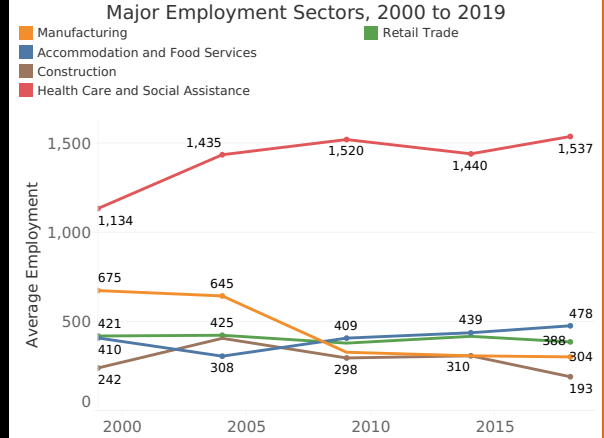


**I
N
C
O
M
E**



**E
M
P
L
O
Y
M
E
N
T**

Average Employment		Total Wages	
2010	3,872	2010	\$131,398,138
2015	4,060	2015	\$128,252,803
2019	4,109	2019	\$132,972,750
2010 - 2019		2010 - 2019	
6.1% Growth		1.2% Growth	



S M A L L B U S I N E S S E C O N O M Y

Very small businesses - businesses with less than 10 employees - make up **84%** of total business establishments in **Polk County**, according to 2018 Census Bureau data.

	2005	2010	2015	2018
Number of establishments with less than 10 employees	398	417	415	405
Loans originated to small businesses with less than \$1 million in annual revenue	\$13,589,400	\$5,930,680	\$7,656,120	\$3,887,220

A G R I C U L T U R E

	2002	2007	2012	2017
Total Farm Land (In Acres)	27,145	21,001	24,101	29,102
Number of Farms	260	309	290	281
Average Farm Size (Acres)	104	68	83	104
Value of Agricultural Products Sold	\$6,493,630			\$6,931,050

Data Sources: U. S Census Bureau - 2000 Census Summary Files, ACS 5 - Year Estimates, County Business Patterns || Robert Wood Johnson Foundation, from Area Health Resource File/American Medical Association || NC Department of Commerce Quarterly Census Employment & Wages || US Department of Agriculture, National Agricultural Statistics Service || Federal Financial Institutions Examinations Council, CRA Aggregate Report **All dollar amounts have been adjusted to their 2020 equivalent value.