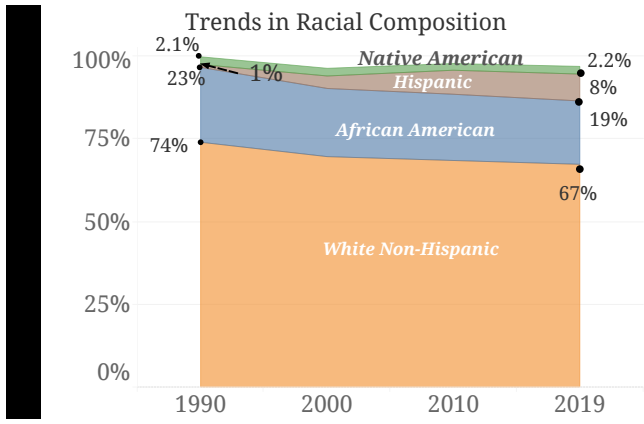
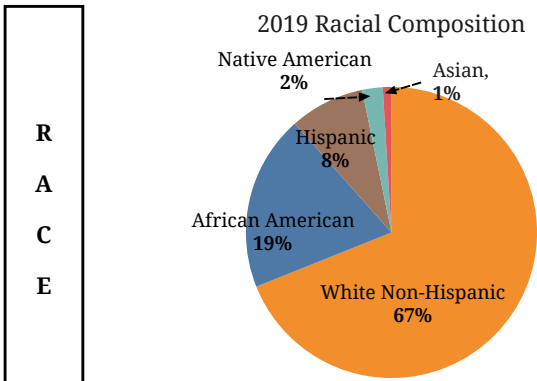
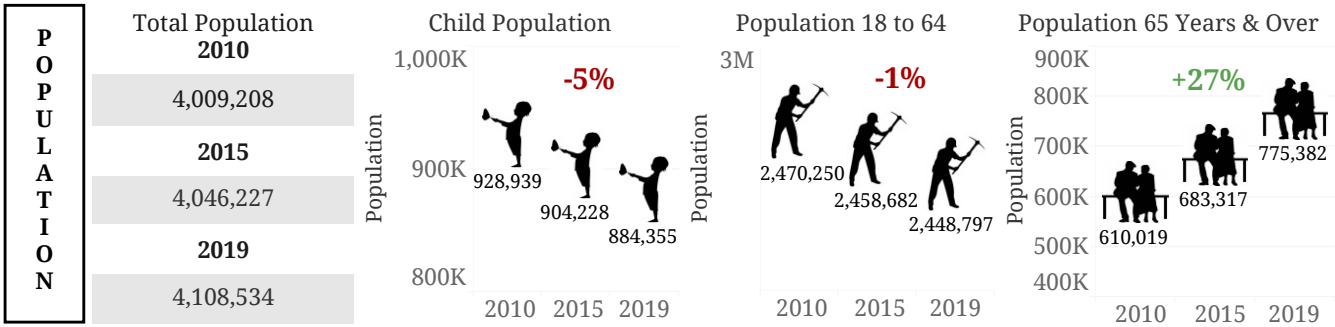
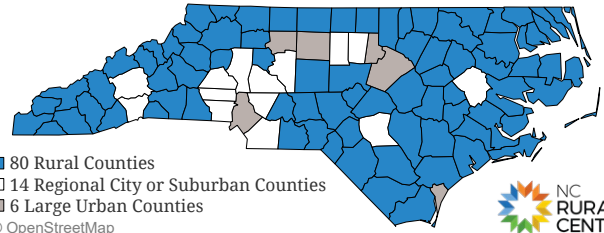


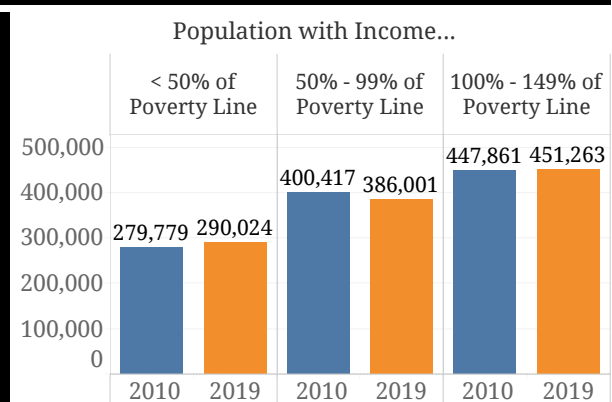
RURAL NORTH CAROLINA AT A GLANCE

Rural North Carolina is made up of 80 counties out of the State's 100. This is based on the Rural Center's analysis of county population density with data from the 2010 decennial census.

The classification system adopted by the Rural Center uses a county population density threshold of 250 people per square mile or less to define counties as "rural."



P O V E R T Y	Population in Poverty		Children in Poverty	
	2010	2019	2010	2019
	680,196	676,025	215,672	209,576
	17.0%	17.0%	25.1%	24.3%



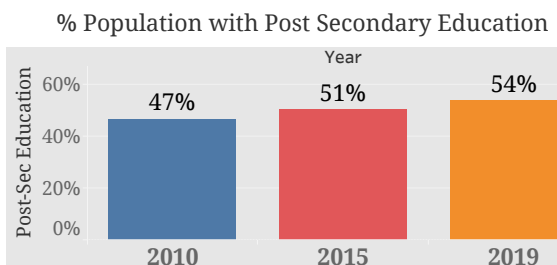
HEALTH

2017 Ratio of Population to a Primary Care Physician
2,178

2019 Total Population Uninsured
463,303

2019 Population 19 to 64, Uninsured
Who are Employed: 252,324
Who are Unemployed: 44,844

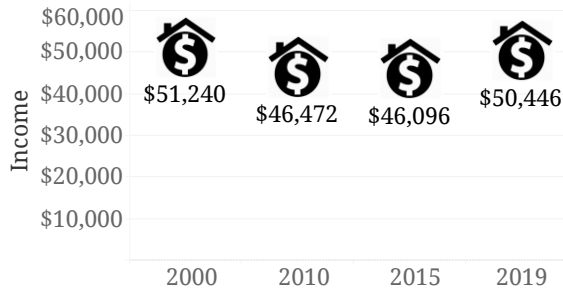
EDUCATION



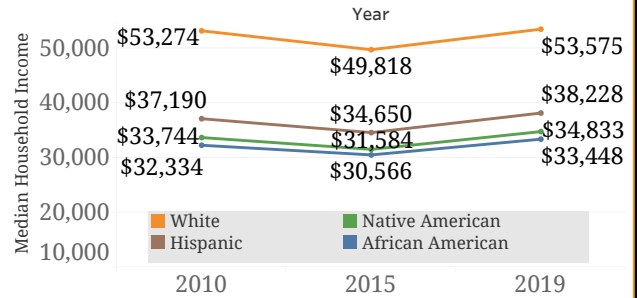
RURAL NORTH CAROLINA AT A GLANCE

E
C
O
N
O
M
Y

Median Household Income



Median Household Income by Race



E
M
P
L
O
Y
M
E
N
T

Average Employment

2010
928,326

2015
967,981

2019
1,002,765

2010 - 2019
8.0% Growth

Total Wages (Billions)

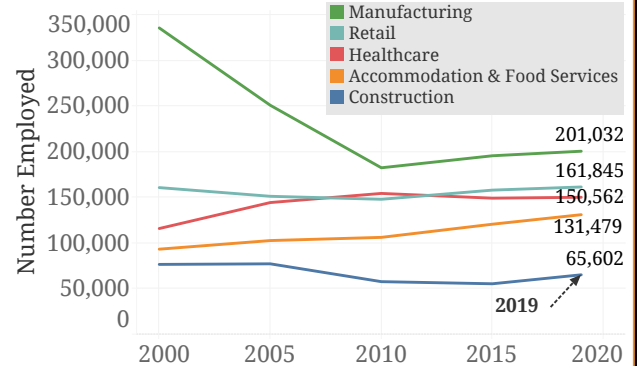
2010
\$33.3B

2015
\$34.9B

2019
\$37.5B

2010 - 2019
12.4% Growth

Top 5 Rural Employers by Industry



S M A L L B U S I N E S S E C O N O M Y

Very small businesses - businesses with less than 10 employees - make up **74%** of the total business establishments in rural North Carolina (Source: 2018 Census Business Patterns)

*Dollars are adjusted to 2020 dollar value	2005	2010	2018	2005 - 2018 Change
Number of establishments with less than 10 employees	60,527	58,895	57,265	-3,262
Loans originated to small businesses with less than \$1 million in annual revenue	\$2.86 Billion	\$1.35 Billion	\$0.92 Billion	-\$1.94 Billion

A G R I C U L T U R E

	2002	2007	2012	2017
Total Farm Land (Acres)	7,306,457	6,922,412	6,856,382	6,945,248
No. of Farms	39,474	39,099	36,814	33,709
Average Farm Size (Acres)	185	177	186	206
Value of Agricultural Products Sold	\$8.44 Billion	\$10.90 Billion	\$11.99 Billion	\$11.71 Billion
% Rural Share of State Agricultural GDP	84.8%	85.9%	85.0%	86.4%