
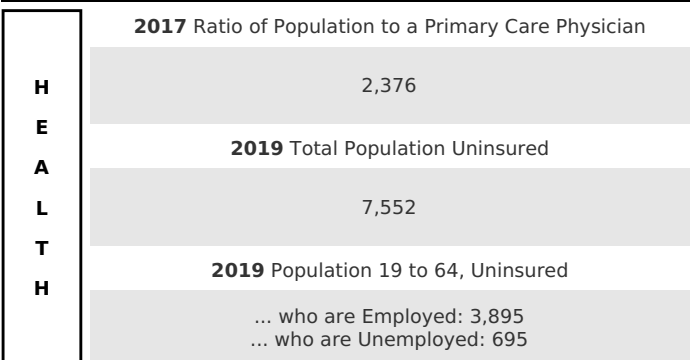
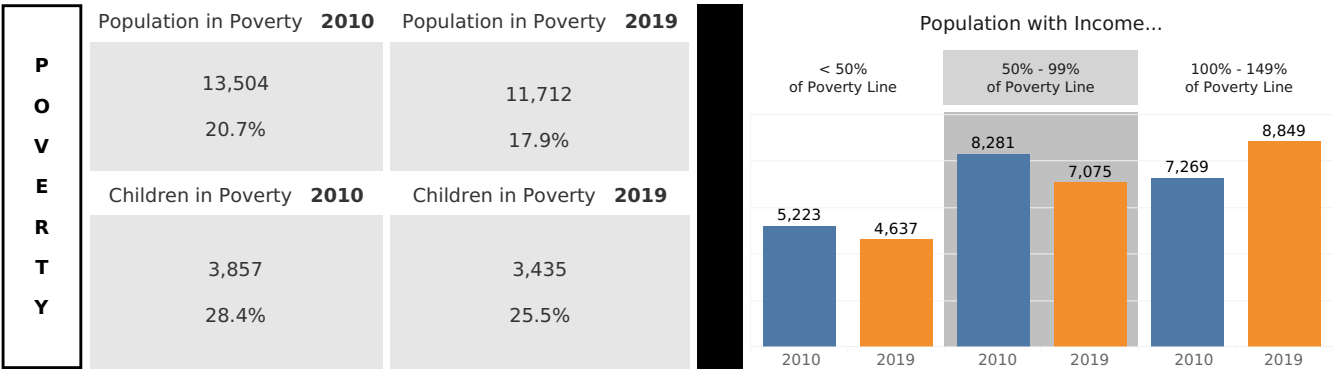
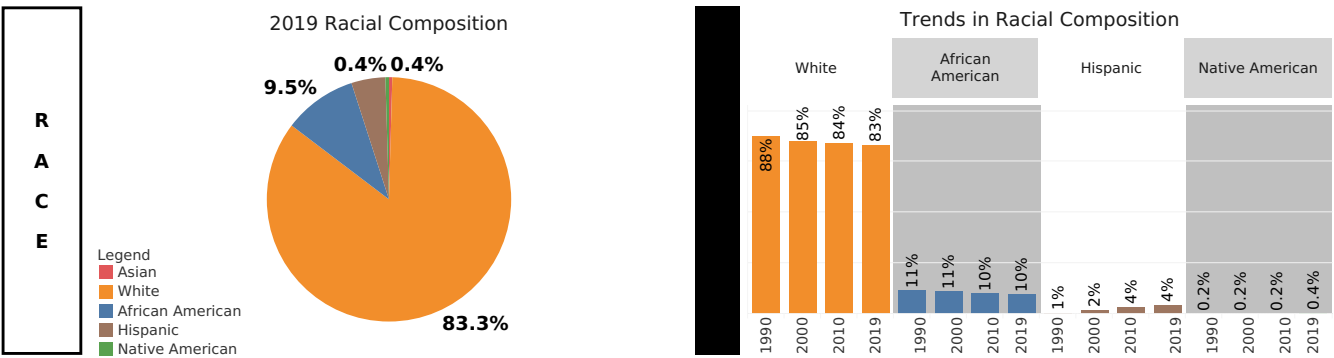
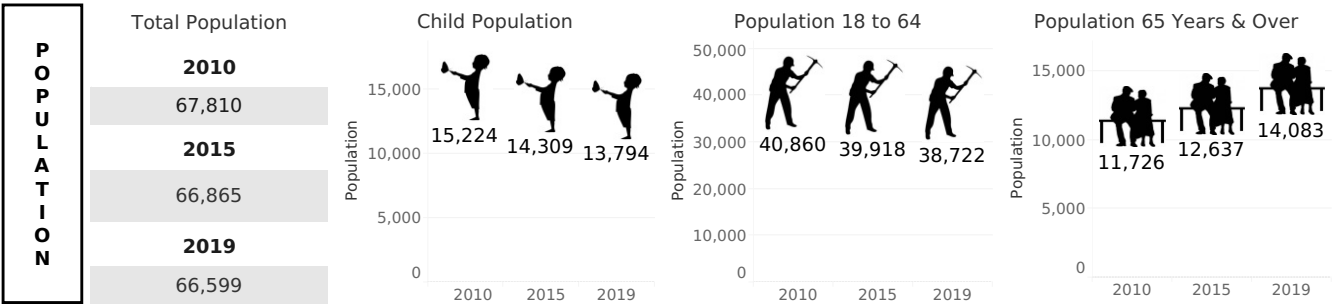


# Rutherford County at a Glance

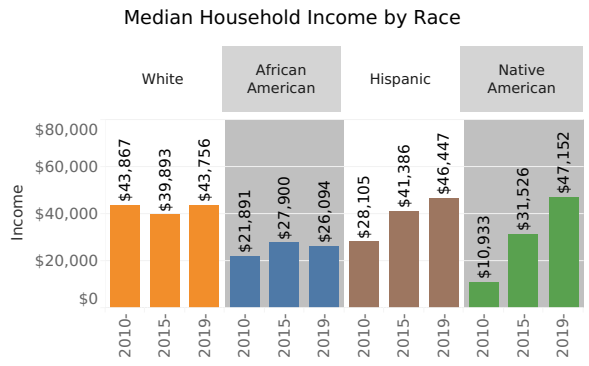
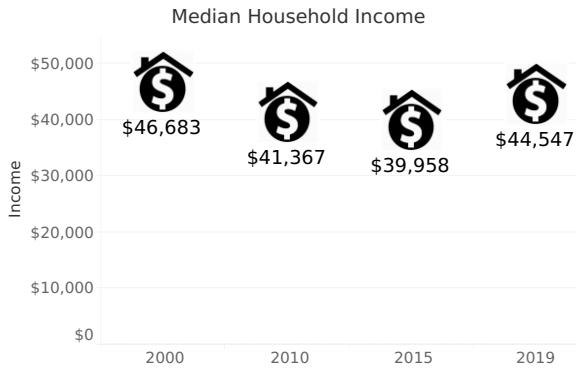
Select a County from the drop-down  
Rutherford County

Rutherford County is one of North Carolina's **80 Rural Counties**. The Rural Center classifies counties into 3 categories using population and land area data from the United States Census Bureau.

Per the Center's classification, a county is defined as **"Rural"** if it has a population density of **250 people per square mile or less**, **"Regional city or suburban"** if it has a population density of between **250 and 750 people per square mile** and **"Urban"** if it has a population density **exceeding 750 people per square mile**.

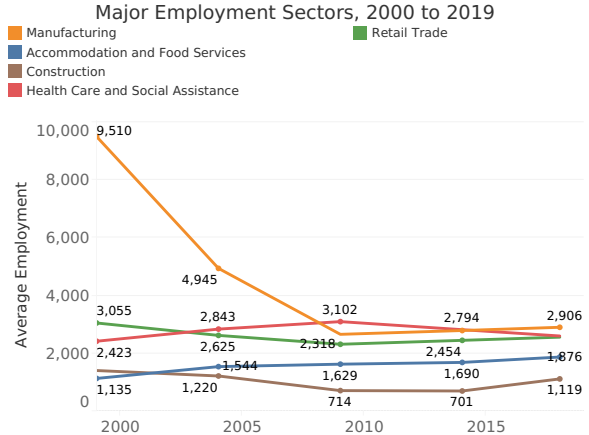


**I  
N  
C  
O  
M  
E**



**E  
M  
P  
L  
O  
Y  
M  
E  
N  
T**

Average Employment	Total Wages
<b>2010</b> 14,045	<b>2010</b> \$480,038,319
<b>2015</b> 14,817	<b>2015</b> \$507,914,227
<b>2019</b> 15,372	<b>2019</b> \$559,798,825
<b>2010 - 2019</b> <b>9.4% Growth</b>	<b>2010 - 2019</b> <b>16.6% Growth</b>



## S M A L L B U S I N E S S E C O N O M Y

Very small businesses - businesses with less than 10 employees - make up **75%** of total business establishments in **Rutherford County**, according to 2018 Census Bureau data.

	2005	2010	2015	2018
Number of establishments with less than 10 employees	1,029	1,014	920	947
Loans originated to small businesses with less than \$1 million in annual revenue	\$77,222,640	\$24,981,780	\$13,402,800	\$13,731,240

## A G R I C U L T U R E

	2002	2007	2012	2017
Total Farm Land (In Acres)	67,856	65,898	59,540	59,921
Number of Farms	653	705	638	620
Average Farm Size (Acres)	104	93	93	97
Value of Agricultural Products Sold	\$13,163,150	\$8,105,700	\$25,546,080	\$47,712,000

Data Sources: U. S Census Bureau - 2000 Census Summary Files, ACS 5 - Year Estimates, County Business Patterns || Robert Wood Johnson Foundation, from Area Health Resource File/American Medical Association || NC Department of Commerce Quarterly Census Employment & Wages || US Department of Agriculture, National Agricultural Statistics Service || Federal Financial Institutions Examinations Council, CRA Aggregate Report \*\*All dollar amounts have been adjusted to their 2020 equivalent value.