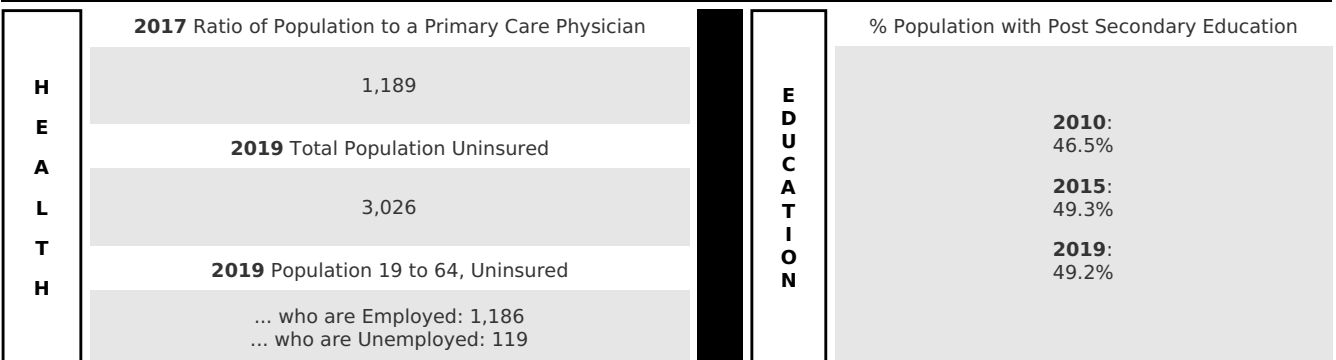
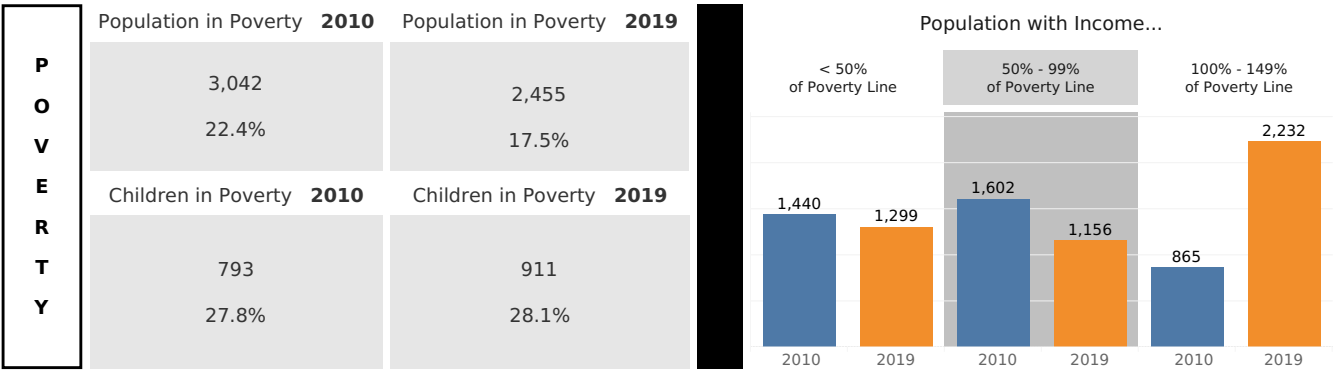
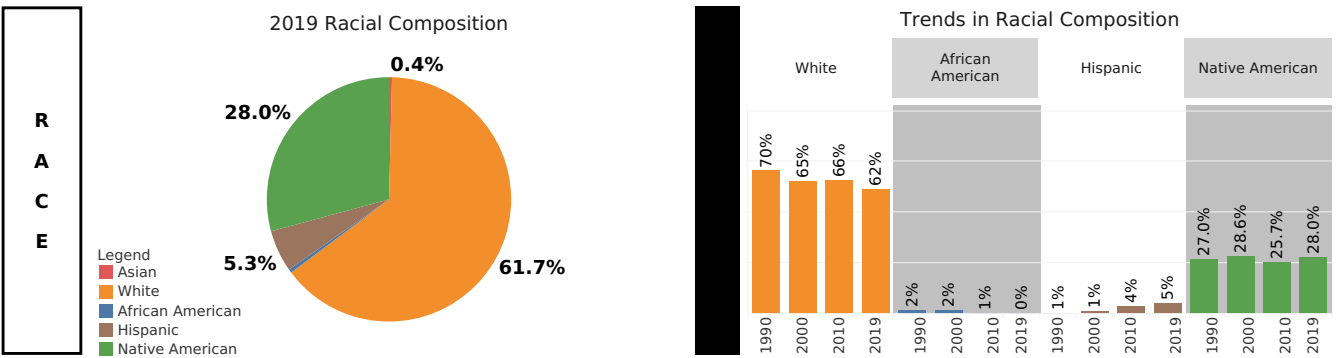
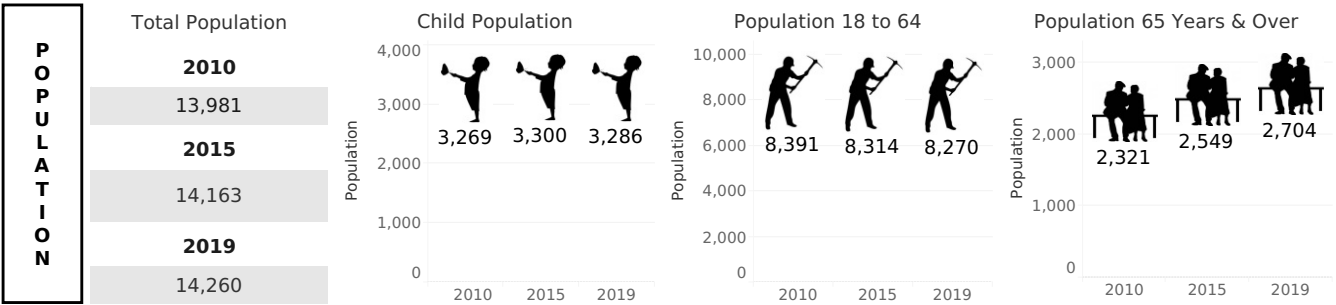


# Swain County at a Glance

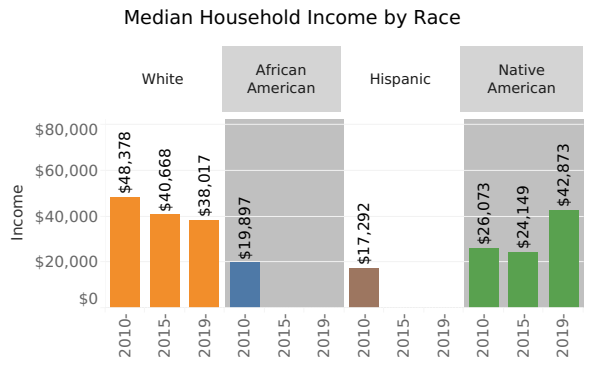
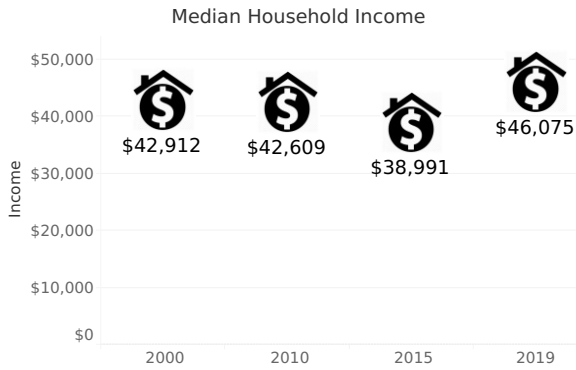
Select a County from the drop-down  
Swain County

Swain County is one of North Carolina's **80 Rural Counties**. The Rural Center classifies counties into 3 categories using population and land area data from the United States Census Bureau.

Per the Center's classification, a county is defined as **"Rural"** if it has a population density of **250 people per square mile or less**, **"Regional city or suburban"** if it has a population density of between **250 and 750 people per square mile** and **"Urban"** if it has a population density **exceeding 750 people per square mile**.

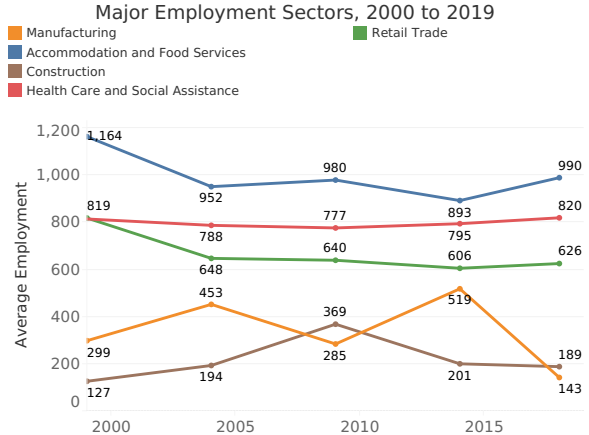


**I  
N  
C  
O  
M  
E**



**E  
M  
P  
L  
O  
Y  
M  
E  
N  
T**

Average Employment	Total Wages
<b>2010</b> 3,900	<b>2010</b> \$119,359,594
<b>2015</b> 4,076	<b>2015</b> \$122,240,354
<b>2019</b> 3,848	<b>2019</b> \$108,428,130
<b>2010 - 2019</b>	<b>2010 - 2019</b>
<b>-1.3% Decline</b>	<b>-9.2% Decline</b>



## S M A L L B U S I N E S S E C O N O M Y

Very small businesses - businesses with less than 10 employees - make up **79%** of total business establishments in **Swain County**, according to 2018 Census Bureau data.

	2005	2010	2015	2018
Number of establishments with less than 10 employees	338	334	282	292
Loans originated to small businesses with less than \$1 million in annual revenue	\$12,959,760	\$2,986,580	\$2,974,320	\$2,696,880

## A G R I C U L T U R E

	2002	2007	2012	2017
Total Farm Land (In Acres)	7,121	5,587	0	10,131
Number of Farms	83	85	94	99
Average Farm Size (Acres)	86	66	0	102
Value of Agricultural Products Sold	\$1,634,490	\$1,725,690	\$758,240	\$2,257,500

Data Sources: U. S Census Bureau - 2000 Census Summary Files, ACS 5 - Year Estimates, County Business Patterns || Robert Wood Johnson Foundation, from Area Health Resource File/American Medical Association || NC Department of Commerce Quarterly Census Employment & Wages || US Department of Agriculture, National Agricultural Statistics Service || Federal Financial Institutions Examinations Council, CRA Aggregate Report \*\*All dollar amounts have been adjusted to their 2020 equivalent value.